



SNEP® Mode X – Heavy series of lighting

SNEP® Mode X effortlessly illuminates heavy industry in demanding applications such as **saw, paper and process industries, maintenance halls, and car wash lines**. SNEP® Mode X is also an excellent solution for public terminals and tunnels. This top-of-the-line luminaire is specially designed for humid, dirty, cold and warm conditions.

Product development with industry

Constructed from high quality components, the Mode X has been developed in cooperation with industrial customers for heavy conditions. Robust, machined aluminum shell, a safety glass glued onto the body, cast aluminium ends and high-grade silicone gaskets give the SNEP® Mode CORE inside the luminaire impact resistance, robust heat management and protection against mechanical stress, dust, water and solvents.

Mode X

Enclosure class

IP67

Protection class

I

Mechanical impact resistance (IK class)

IK09

Ambient temperature in operating environment (Ta class)

Ta -25...+50°C / -25...+45°C

Ta Industry -40...+50°C / -40...+60°C

Frame structure

- Frame powder coated aluminum profile
- End caps, powder coated die-cast aluminum
- Cable gland made of brass or stainless steel
- The screws are acid-resistant
- Gaskets made of high quality silicone

Glare protection / optics

Tempered glass,
injection moulded PMMA plastic optics or
opal PC-cover

Light distributions

Extrawide 110°, Wide 90°, Tunnel Wide 90°, Mid-width 60°, Tunnel Mid-Wide 60°, Narrow 30°, Retail, Retail ASYM, Opal

Colour

Polyester powder coated
RAL 7016

Corrosion classes (ISO 12944)

Luminaire C5-I

Bracket C3, m

Brackets also available according to the C5-class

Voltage

200-240 Vac

Power factor

> 0,95

Frequency

0/50/60 Hz

Light service life

L80B50 100 000h

Control

On / Off, DALI

Failure rate

100 000h / 10%

CCT

3000K, 4000K and
5000K

Light source

LED

Connection tototerminal block

- Terminal block 5x2,5mm². There are two cable inlets at the end of the luminaire.

Connection via cables

- Connection cable from end 3x1.5mm² or 5x1.5mm²
- Connection cables wired through from both ends 5x2.5mm²
- Two connecting cables from the same end, concatenated max. 5x2,5mm²

Installation method

On the ceiling, on the wall (45° or 90°), light suspension rail or suspended from a cable. Installation accessories are available separately.

Dimensions

A 1170/1730mm

B 40mm

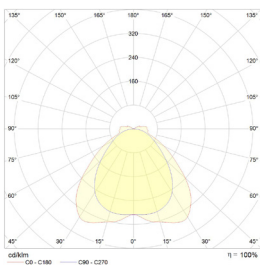
C 79mm

D 69mm

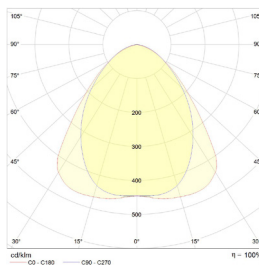


Light distributions

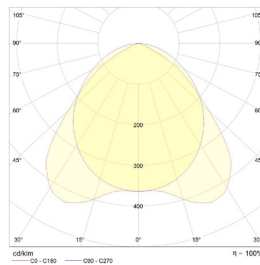
Extrawide (W110)



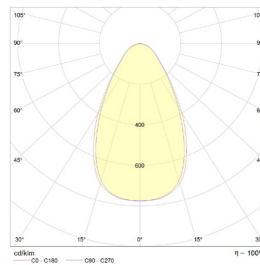
Wide 90 (W90)



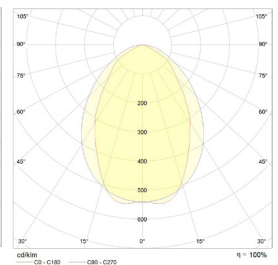
Tunnel Wide 90 (T90)



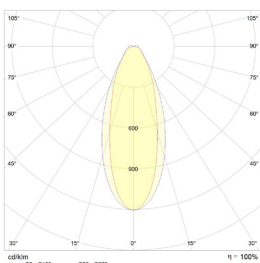
Mid-Wide 60 (W60)



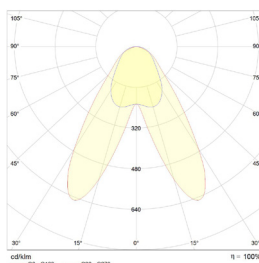
Tunnel Mid-Wide 60 (T60)



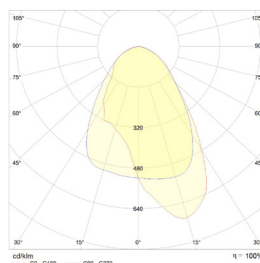
Narrow (N30)



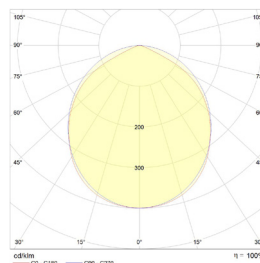
Retail (A2)



Asymmetric (A1)



Opal (S1)



Mode X

Light distribution:
Wide 90° and Tunnel Wide 90°

Colour rendering:
Typ 85

Lifespan:**
L80B50 100 000h

Colour temperature:
4000K

Mode X04 W90
1170mm

Technical name	Luminous flux (lm)**	Luminous efficacy (lm/W)**	Power (W)**	Ta class	Industry Ta class	Weight
X04W90 840HE	3550	154	23	-25...+50°C	-40...+60°C	4.5 kg
X04W90 840HE	3950	152	26	-25...+50°C	-40...+60°C	4.5 kg
X04W90 840HE	4350	150	29	-25...+50°C	-40...+60°C	4.5 kg
X04W90 840HE	4800	150	32	-25...+50°C	-40...+60°C	4.5 kg
X04W90 840HE	5200	149	35	-25...+50°C	-40...+60°C	4.5 kg
X04W90 840HO	5550	146	38	-25...+45°C	-40...+50°C	4.5 kg
X04W90 840HO	5900	148	40	-25...+45°C	-40...+50°C	4.5 kg
X04W90 840HO	6600	147	45	-25...+45°C	-40...+50°C	4.5 kg
X04W90 840HO	7250	145	50	-25...+45°C	-40...+50°C	4.5 kg
X04W90 840HO	7900	144	55	-25...+45°C	-40...+50°C	4.5 kg
X04W90 840HO	8500	142	60	-25...+45°C	-40...+50°C	4.5 kg

Mode X06 W90
1730mm

X06W90 840HE	5300	161	33	-25...+50°C	-40...+60°C	6.4 kg
X06W90 840HE	5900	159	37	-25...+50°C	-40...+60°C	6.4 kg
X06W90 840HE	6600	157	42	-25...+50°C	-40...+60°C	6.4 kg
X06W90 840HE	7250	154	47	-25...+50°C	-40...+60°C	6.4 kg
X06W90 840HE	7850	151	52	-25...+50°C	-40...+60°C	6.4 kg
X06W90 840HO	8350	152	55	-25...+45°C	-40...+50°C	6.4 kg
X06W90 840HO	8900	151	59	-25...+45°C	-40...+50°C	6.4 kg
X06W90 840HO	9850	147	67	-25...+45°C	-40...+50°C	6.4 kg
X06W90 840HO	10850	147	74	-25...+45°C	-40...+50°C	6.4 kg
X06W90 840HO	11800	144	82	-25...+45°C	-40...+50°C	6.4 kg
X06W90 840HO	12800	144	89	-25...+45°C	-40...+50°C	6.4 kg

Mode X04 T90
1170mm

X04T90 840XO	9500	142	67	-25...+45°C	-40...+45°C	4.5 kg
X04T90 840XO	10850	139	78	-25...+40°C	-40...+40°C	4.5 kg
X04T90 840XO	12150	137	89	-25...+35°C	-40...+35°C	4.5 kg
X04T90 840XO	13400	134	100	-25...+30°C	-40...+30°C	4.5 kg

Mode X06 T90
1730mm

X06T90 840XO	14250	141	101	-25...+45°C	-40...+45°C	6.4 kg
X06T90 840XO	16250	139	117	-25...+40°C	-40...+40°C	6.4 kg
X06T90 840XO	18200	136	134	-25...+35°C	-40...+35°C	6.4 kg
X06T90 840XO	20100	133	151	-25...+30°C	-40...+30°C	6.4 kg

** All performance values are given at a room temperature of +25°C, Non-condensing operating environment, power and luminous flux tolerance ±7%