

Mechanical properties

Protection class	I
Degree of protection	IP44 / IP64
IK-classification	IK08
Operating temperature	-25...+40°C -40...+50°C (Industry)



Body structure / other technical information	Frame aluminium profile, ends durable and fire-retardant V-0-fire classified PC-plastic.
General information / product information	SNEP Linear P is specially designed for the needs of low spaces. The recycled aluminum body removes heat from the electronic components of the luminaire and prismatic diffuser illuminates even the vertical surfaces of the space. The Linear P is suitable for example in parking lots, corridors, warehouses and store rooms. The low-cost, maintenance-free LED luminaire easily replaces traditional lighting solutions and, in turn, for its multiple connection options, it is suitable for both renovation and new sights. The luminaire is manufactured in Finland.
Diffuser / optics	Optical diffuser, optical cover microprism PC.
Mounting	Ceiling, lighting suspension rail, cable, suspended or with adjustable ramp bracket. Installation kits available separately.

Electrical properties

Voltage	220 - 240 V	
Frequency	50 / 60 Hz	
Power	27 / 34 / 43 / 54 / 68 W	
Control / dimming	On/off, DALI	
Light source	LED	
Electrical connection**	Quick connector or preassembled connection cable (3x1,5mm ² / 5x2,5mm ²)	
Power factor	> 0,95	
Luminaire lifetime*	L80B50 100.000 h	
Failure rate*	100.000h / 10%	

* All the values are measured in normal working conditions $T_a +25^\circ\text{C}$

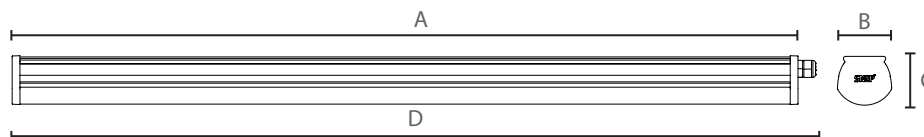
** Also available with different cable types, lengths, connectors and as in through wired

Not to be installed in condensing environments

There is a $\pm 5\%$ tolerance in output power and luminous flux

Measurements

A	1210 mm
B	85 mm
C	75 mm
D	1250 mm
Weight	2,5 kg



1 LED properties	2 Optical properties	3 Mechanical properties
<div style="display: flex; justify-content: space-around; font-size: 2em; font-weight: bold;">8 30</div> <div style="display: flex; justify-content: space-around; font-size: 0.8em;"> Minimum CRI Colour temperature </div>	<div style="display: flex; justify-content: space-around; font-size: 2em; font-weight: bold;">PO M</div> <div style="display: flex; justify-content: space-around; font-size: 0.8em;"> Optics Optical cover </div>	<div style="display: flex; justify-content: space-around; font-size: 2em; font-weight: bold;">44 S</div> <div style="display: flex; justify-content: space-around; font-size: 0.8em;"> Degree of protection Colour </div>
LED options	Light distributions	Degree of protection options
<p>830 = CRI min. 80 typ. 85, CCT 3000K</p> <p>840 = CRI min. 80 typ. 85, CCT 4000K</p> <p>850 = CRI min. 80 typ. 85, CCT 5000K</p>	<p>Polar light distribution charts can be found in the end of the datasheet.</p> <p>P0M = Optical cover micro prism</p>	<p>44 = IP44 Protection against object sized over a 1mm and splashing of water</p> <p>64 = IP64 Cover against dust and splashing water</p>
		Colour options
		<p>S = Anodised gray</p>

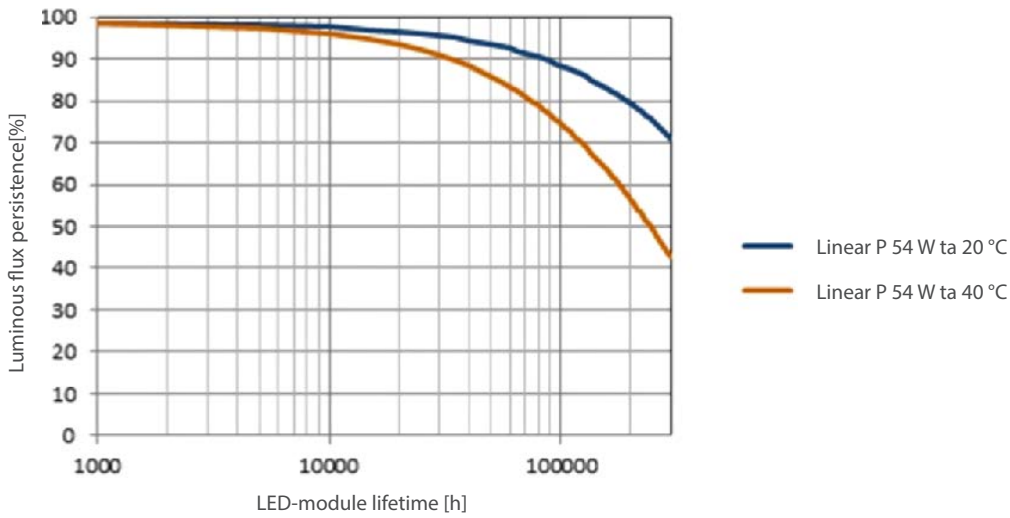
4 Electrical properties				
<div style="font-size: 2em; font-weight: bold;">28</div> <div style="font-size: 0.8em;">Power</div>	<div style="font-size: 2em; font-weight: bold;">1</div> <div style="font-size: 0.8em;">Connection type</div>	<div style="font-size: 2em; font-weight: bold;">1</div> <div style="font-size: 0.8em;">Cable length</div>	<div style="font-size: 2em; font-weight: bold;">0</div> <div style="font-size: 0.8em;">Connector</div>	<div style="font-size: 2em; font-weight: bold;">0</div> <div style="font-size: 0.8em;">Electronics</div>
Power options	Cable length options		Connector options	
<p>28 = 27W</p> <p>35 = 34W</p> <p>45 = 43W</p> <p>56 = 54W</p> <p>70 = 68W</p>	<p>0 = no cable</p> <p>1 = 1,5m</p> <p>2 = 4m</p> <p>Through-wiring (*)</p> <p>3 = 1,8m + 1,9m</p> <p>4 = 1,8m + 2,9m</p> <p>5 = 1,8m + 3,9m</p> <p>6 = 1,8m + 0,9m</p> <p>7 = 0,8m + 0,9m</p>		<p>0 = No connector</p> <p>1 = Wago Winsta (IP 20)</p> <p>2 = Enstonet (IP 20)</p> <p>3 = Schuko plug</p>	
Connection options			Control option	
<p>0. Quick connection Phoenix QPD 3x1,0-1,5mm²</p> <p>1. Connection cable from end (MSK) 1,5mm²</p> <p>3. Rubber cable from end (VSKB) 1,5mm²</p> <p>4. Connection cable through-wiring (MSK) 2,5mm²</p> <p>5. Connection cable through-wiring (VSKB) 2,5mm²</p> <p>6. Quick connection through-wiring 5x1,5-2,5mm²</p> <p>7. Connection cover 5x2,5mm²</p> <p>8. Connection cover through-wiring 5x2,5mm²</p>	<p><small>*The stated cable lengths are the actual lengths that the cable comes out of the luminaire (±0,1 m)</small></p>		<p>0 = No control</p> <p>2 = DALI</p> <p>4 = Industrial (-40...+50°C)</p> <p>5 = Industrial DALI (-40...+50°C)</p>	

Every combination is not possible

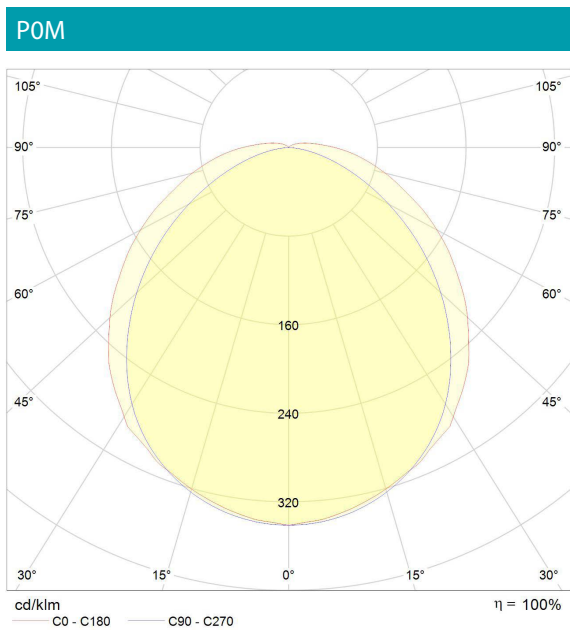
Linear P- standard products

Type	Degree of protection	Operating temperature	IK-class	Power	Luminous flux (Luminaire)
SNEP Linear P 840-P0M-44S-351100	IP44	-25...+40°C	IK08	34W	4450 lm
SNEP Linear P 840-P0M-44S-358000	IP44	-25...+40°C	IK08	34W	4450 lm
SNEP Linear P 840-P0M-44S-561100	IP44	-25...+40°C	IK08	54W	7630 lm
SNEP Linear P 840-P0M-44S-568000	IP44	-25...+40°C	IK08	54W	7630 lm

Luminous flux persistence



Light distribution chart



POM				
Power W	Colour temperature (CCT)	CRI (Ra)	Luminous flux lm (luminaire)	Luminous efficacy lm/W (luminaire)
27	3000K	typ. 85	3580	133
27	4000K	typ. 85	3750	139
27	5000K	typ. 85	3860	143
34	3000K	typ. 85	4270	129
34	4000K	typ. 85	4450	135
34	5000K	typ. 85	4570	138
43	3000K	typ. 85	5830	136
43	4000K	typ. 85	6070	141
43	5000K	typ. 85	6240	145
54	3000K	typ. 85	7320	136
54	4000K	typ. 85	7630	141
54	5000K	typ. 85	7830	145
68	3000K	typ. 85	8980	132
68	4000K	typ. 85	9360	138
68	5000K	typ. 85	9620	141