

Mechanical properties

Protection class	I
Degree of protection	IP44
IK-classification	IK08
Operating temperature [°C]	-25...+40 °C -40...+50 °C (Industry) -40...+40 °C (150W)



Body structure / other technical information	Frame aluminium profile, ends durable and fire-retardant V-0-fire classified PC-plastic or aluminium.
General information / product information	SNEP Linear SR is a cost-effective ramp luminaire that shines especially in store installations, both along the lighting fixture rail and in the middle of the rails with separate brackets. The recycled aluminum body removes heat from the electronics of the luminaire and optic options allow its use in a variety of applications. The durable Linear SR meets the requirements of the Sports Fitness Test DIN18032-3, adding sports facilities to the wide range of applications. Multiple coupling solutions make it easy to define the luminaire to fit any space. Lighting is manufactured in Finland.
Diffuser / optics	Optical diffuser, high efficiency optical cover micro prism or clear PC.
Mounting	Ceiling, lighting suspension rail, cable, suspended or with adjustable ramp bracket. Installation kits available separately.

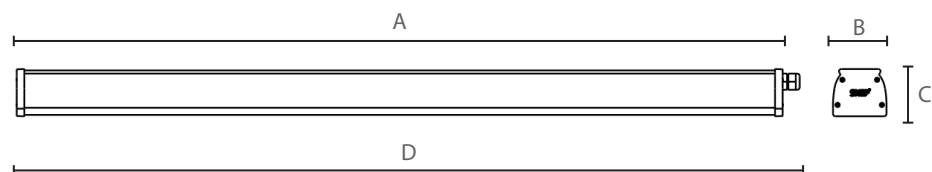
Electrical properties

Voltage	220 - 240 V	
Frequency	50 / 60 Hz	
Power	67 / 85 / 108 / 137 / 150 W	
Control / dimming	On/off, Dali	
Light source	LED	
Electrical connection **	With a preassembled 1,5 m 3 x 1,5 mm ² installation cable (DALI 5 x 1,5 mm ²)	
Power factor	> 0,95	
Luminaire lifetime *	L80B50 100.000 h L80B50 50.000 h (150W)	
Failure rate *	100.000h /10%	

* All the values are measured in continuous normal working conditions $T_a +25\text{ °C}$
 ** Also available with different types of cables, lengths, connectors and through-wirings
 Not to be installed in condensing environments
 There is a $\pm 5\%$ tolerance in output power and luminous flux

Measurements

A	2400 mm
B	85 mm
C	75 mm
D	2440 mm
Weight	5,3 kg



SNEP Linear SR

Product number

SNEP®

1 LED properties	2 Optical properties	3 Mechanical properties
<div style="display: flex; justify-content: space-around; font-size: 2em; font-weight: bold;"> 8 30 </div> <div style="display: flex; justify-content: space-around; font-size: 0.8em;"> Minimum CRI Colour temperature </div>	<div style="display: flex; justify-content: space-around; font-size: 2em; font-weight: bold;"> P1 C </div> <div style="display: flex; justify-content: space-around; font-size: 0.8em;"> Optics Optical cover </div>	<div style="display: flex; justify-content: space-around; font-size: 2em; font-weight: bold;"> 44 S </div> <div style="display: flex; justify-content: space-around; font-size: 0.8em;"> Degree of protection Colour </div>
LED options	Light distributions	Degree of protection options
830 = CRI min. 80 typ. 85, CCT 3000K 840 = CRI min. 80 typ. 85, CCT 4000K 850 = CRI min. 80 typ. 85, CCT 5000K	Polar light distribution charts can be found in the end of the datasheet. P1C = High efficiency optical diffuser and clear cover P1M = High efficiency optical diffuser and micro prism cover	44 = IP44 Protection against object sized over a 1mm and splashing of water
		Colour options
		S = Anodised grey

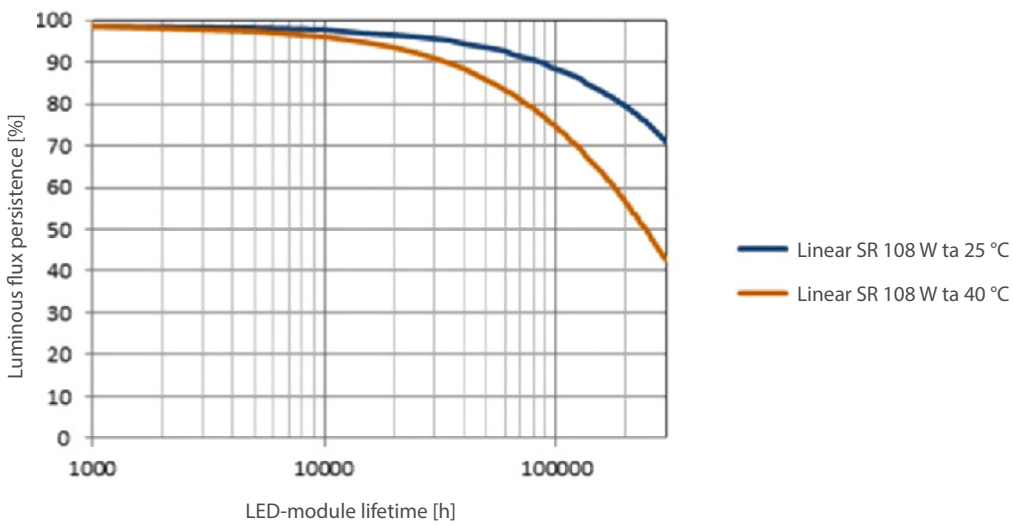
4 Electrical properties				
<div style="font-size: 2em; font-weight: bold;">90</div> <div style="font-size: 0.8em;">Power</div>	<div style="font-size: 2em; font-weight: bold;">1</div> <div style="font-size: 0.8em;">Connection type</div>	<div style="font-size: 2em; font-weight: bold;">1</div> <div style="font-size: 0.8em;">Cable length</div>	<div style="font-size: 2em; font-weight: bold;">0</div> <div style="font-size: 0.8em;">Connector</div>	<div style="font-size: 2em; font-weight: bold;">0</div> <div style="font-size: 0.8em;">Electronics</div>
Power options	Cable length options		Connector options	
70 = 67W 90 = 85W 11 = 108W 14 = 137W 15 = 150W (Max. T _a +40°C)	0 = no cable 1 = 1,5m 2 = 4m Through-wiring (*) 3 = 1,6m+1,9m 4 = 1,6m+2,9m 5 = 1,6m+3,9m 6 = 1,6m+0,9m		0 = No connector 1 = Wago Winsta (IP 20) 2 = Enstonet (IP 20) 3 = Schuko plug	
Connection options	Control option			
0. Quick connection 3x1,0-1,5mm ² 1. Connection cable from end (MSK) 1,5mm ² 3. Rubber cable from end (VSKB) 1,5mm ² 4. Connection cable through-wiring (MSK) 2,5mm ² 5. Connection cable through-wiring (VSKB) 2,5mm ² 6. Quick connection through-wiring 5x1,5-2,5mm ²	*The stated cable lengths are the actual lengths that the cable comes out of the luminaire (±0,1 m)		0 = No control 2 = DALI 4 = Industrial (-40...+50°C) 5 = Industrial DALI (-40...+50°C)	

Every combination is not possible

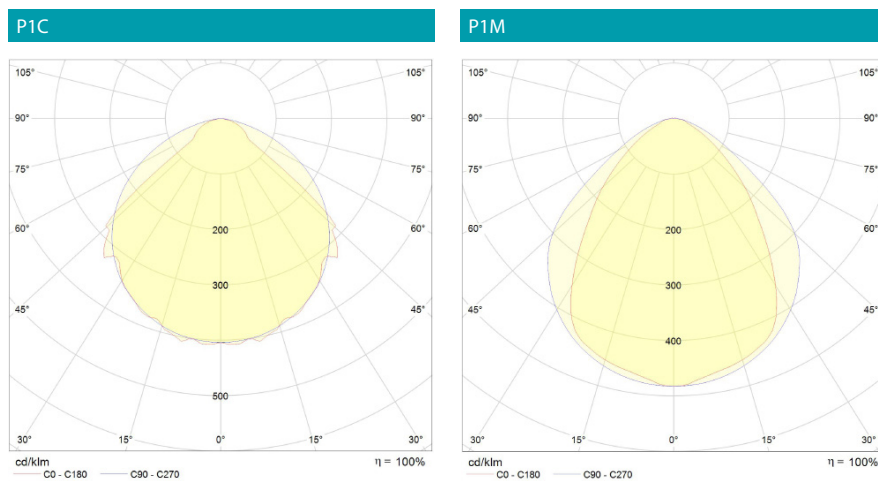
Linear SR- standard products

Type	Degree of protection	Operating temperature	IK-class	Optics	Power	Luminous flux (Luminaire)
SNEP Linear SR 840-P1C-44S-111200	IP44	-25...+40°C	IK08	P1C	108W	16570 lm
SNEP Linear SR 840-P1M-44S-111200	IP44	-25...+40°C	IK08	P1M	108W	15440 lm

Luminous flux persistence



Light distribution charts



P1C

Power W	Colour temperature (CCT)	CRI (Ra)	Luminous flux lm (luminaire)	Luminous efficacy lm/W (luminaire)
67	3000K	typ. 85	10240	153
67	4000K	typ. 85	10670	159
67	5000K	typ. 85	10960	164
85	3000K	typ. 85	12660	149
85	4000K	typ. 85	13190	155
85	5000K	typ. 85	13550	159
108	3000K	typ. 85	15900	147
108	4000K	typ. 85	16570	153
108	5000K	typ. 85	17020	158
137	3000K	typ. 85	19360	141
137	4000K	typ. 85	19780	144
137	5000K	typ. 85	20300	148
150	3000K	typ. 85	20270	135
150	4000K	typ. 85	21120	141
150	5000K	typ. 85	21690	145

P1M

Power W	Colour temperature (CCT)	CRI (Ra)	Luminous flux lm (luminaire)	Luminous efficacy lm/W (luminaire)
67	3000K	typ. 85	9540	142
67	4000K	typ. 85	9940	148
67	5000K	typ. 85	10210	152
85	3000K	typ. 85	11790	139
85	4000K	typ. 85	12290	145
85	5000K	typ. 85	12620	148
108	3000K	typ. 85	14820	137
108	4000K	typ. 85	15440	143
108	5000K	typ. 85	15860	147
137	3000K	typ. 85	18040	132
137	4000K	typ. 85	18810	137
137	5000K	typ. 85	18910	138
150	3000K	typ. 85	18890	126
150	4000K	typ. 85	19680	131
150	5000K	typ. 85	20220	135