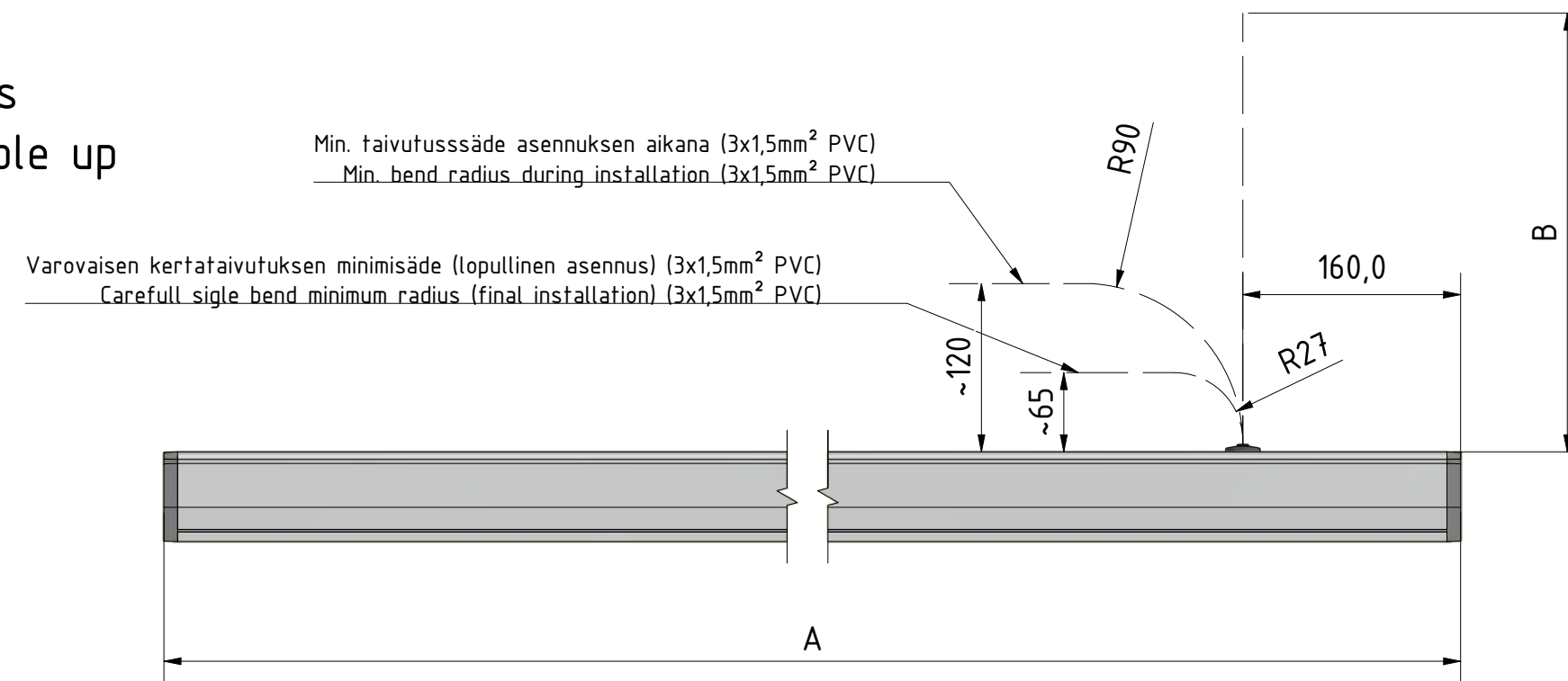


KytKentä kaapeleilla: Liitoskaapeli ylös Connection via preinstalled cables: Cable up



Saatavilla olevat mitat: Available lengths:

I2 Cable 2m	
LUMINAIRE (A)	CABLE (B)
1140	1940
1700	1940
2260	1940
2820	1940

I4 Cable 4m	
LUMINAIRE (A)	CABLE (B)
1140	3940
1700	3940
2260	3940
2820	3940

I6 Cable 6m	
LUMINAIRE (A)	CABLE (B)
1140	5940
1700	5940
2260	5940
2820	5940

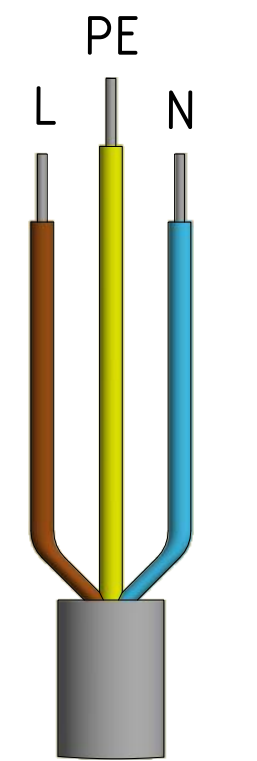
Pituus (C) toleranssi ±0,1m
The stated length (C) tolerance ±0,1m

Cable insulation options	Code
MSK / PVC / H05VV-F	
MSK / PVC / H05VV-F	DA
MSK / HF / H05Z1Z1-F	HF / HFDA
VSN / VSKB / H07RN-F	R / RDA
VSN / VSKB / H07ZZ-F	RHF / RHFDA

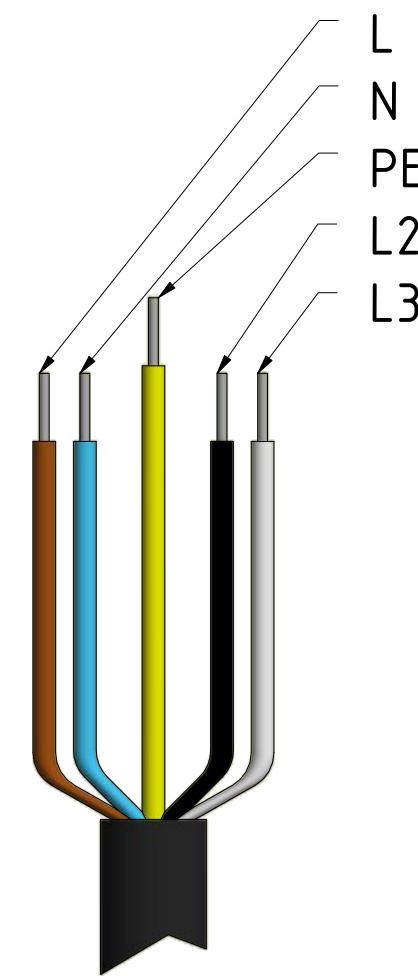
Esimerkkejä kaapelivalinnoista:

Examples of cable codes:

- I2 (Cable 3x1,5mm², 2m, H05VV-F, PVC)
- I4 DA (Cable 5x1,5mm², 4m, H05VV-F, PVC, DALI)
- I4 HF (Cable 5x1,5mm², 4m, H05Z1Z1-F, halogen-free)
- I6 R (Cable 3x1,5mm², 6m, H07RN-F, rubber cable)



A (1 : 1)
(3x1,5mm²)



A (1 : 1)
(5x1,5mm²)

L
N
PE
L2 / DA-/2
L3 / DA+/1

FI/EN/SWE/DE

(Ruskea/Brown/Brun/Braun)
(Sininen/Blue/Blå/Blau)
(Keltavihreä/Yellow-Green/Gul-Grön/Grünelb)
(Musta/Black/Svart/Schwarz)
(Harmaa/Grey/Grå/Grau)

Cables	
Code	Description
I2	3x1,5mm ² , 2m PVC
I4	3x1,5mm ² , 4m PVC
I6	3x1,5mm ² , 6m PVC
I2 DA	5x1,5mm ² , 2m PVC
I4 DA	5x1,5mm ² , 4m PVC
I6 DA	5x1,5mm ² , 6m PVC
I2 HF	3x1,5mm ² , 2m HF
I4 HF	3x1,5mm ² , 4m HF
I6 HF	3x1,5mm ² , 6m HF
I2 HFDA	5x1,5mm ² , 2m HF
I4 HFDA	5x1,5mm ² , 4m HF
I6 HFDA	5x1,5mm ² , 6m HF
I2 R	3x1,5mm ² , 2m VSN
I4 R	3x1,5mm ² , 4m VSN
I6 R	3x1,5mm ² , 6m VSN
I2 RDA	5x1,5mm ² , 2m VSN
I4 RDA	5x1,5mm ² , 4m VSN
I6 RDA	5x1,5mm ² , 6m VSN
I2 RHF	3x1,5mm ² , 2m VSN HF
I4 RHF	3x1,5mm ² , 4m VSN HF
I6 RHF	3x1,5mm ² , 6m VSN HF
I2 RHFDA	5x1,5mm ² , 2m VSN HF
I4 RHFDA	5x1,5mm ² , 4m VSN HF
I6 RHFDA	5x1,5mm ² , 6m VSN HF

HUOM!

Pituus (B) on maksimimitta, jonka kullakin kaapelilla voi saavuttaa.
On suositeltavaa jättää tarvittava pelivara asennukselle (esim. jos kaapelia täytyy taivutella, kiertää esteitä tms.).

ATTENTION! Length (B) is the absolut maximum through-wiring distance.
It is advised to leave some leeway for assembling (e.g. if the cable needs to be bend etc.).